

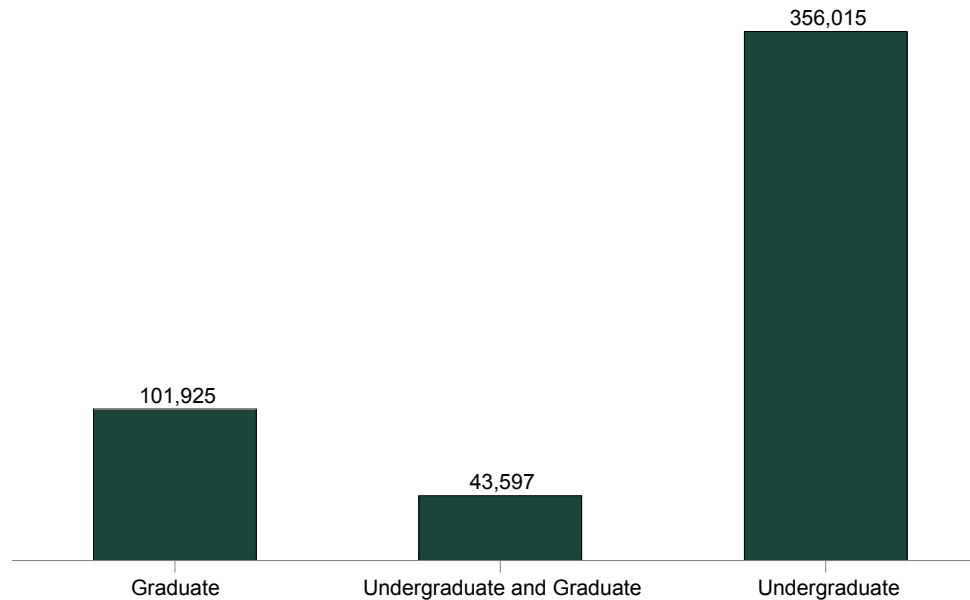
## B13 - MSU Alumni Counts for External Reporting

As of Aug 4, 2020

### Living Degreed Alumni: 502K

|          |         |          |         |            |         |
|----------|---------|----------|---------|------------|---------|
| MSU Alum | 501,537 | Domestic | 477,818 | Female     | 251,248 |
|          |         | Foreign  | 11,717  | Male       | 250,288 |
|          |         | Other    | 12,002  | Non-binary | 1       |

### Alumni Counts by Degree Level



Note: MSU Alumni Counts include individuals who have obtained a degree from Michigan State University.

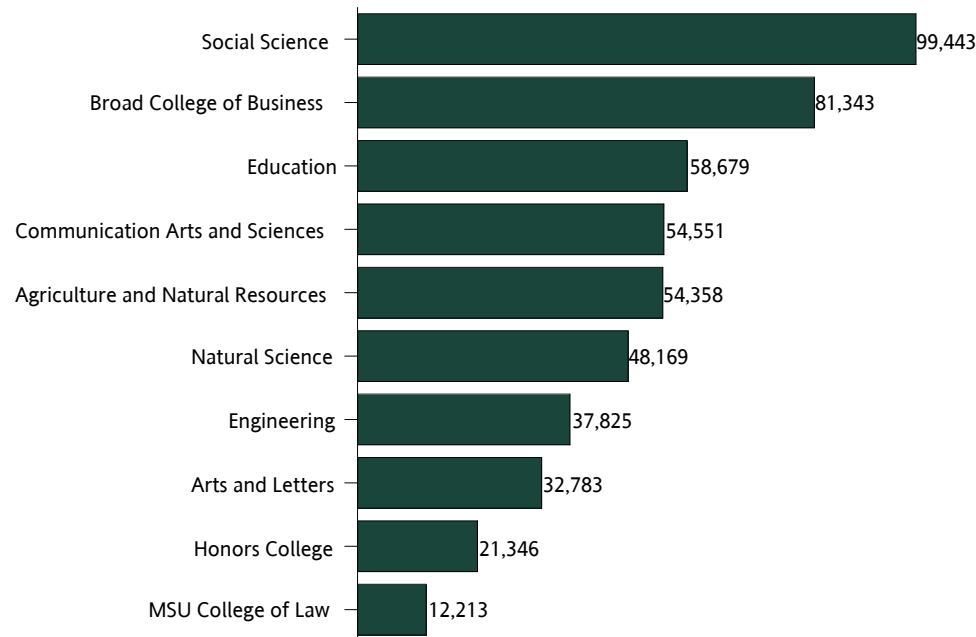
**CONFIDENTIALITY** This report is strictly confidential and is to be used exclusively by representatives of Michigan State University. Under no circumstances should this report or information contained therein be distributed, reprinted or reproduced in any form without the written consent of the university.

## B13 - MSU Alumni Counts for External Reporting

As of Aug 4, 2020

### Living Degreed Alumni by Unit

#### Top Ten Units



#### Living Degreed Alumni Counts by Unit

|                                   |        |                                 |        |             |        |
|-----------------------------------|--------|---------------------------------|--------|-------------|--------|
| Agriculture and Natural Resources | 54,358 | Broad College of Business       | 81,343 | Education   | 58,679 |
| Arts and Letters                  | 32,783 | Communication Arts and Sciences | 54,551 | Engineering | 37,825 |

Note: MSU Alumni Counts include individuals who have obtained a degree from Michigan State University.

**CONFIDENTIALITY** This report is strictly confidential and is to be used exclusively by representatives of Michigan State University. Under no circumstances should this report or information contained therein be distributed, reprinted or reproduced in any form without the written consent of the university.

## B13 - MSU Alumni Counts for External Reporting

As of Aug 4, 2020

### Living Degreed Alumni by Unit

| Living Degreed Alumni Counts by Unit |        |                        |        |  |        |
|--------------------------------------|--------|------------------------|--------|--|--------|
| General University                   | 62     | Justin Morrill College | 1,045  | Natural Science                          | 48,169 |
| Honors College                       | 21,346 | Lyman Briggs College   | 7,356  | Nursing                                  | 7,419  |
| Human Medicine                       | 6,496  | MSU College of Law     | 12,213 | Osteopathic Medicine                     | 7,253  |
| James Madison                        | 9,385  | Music                  | 5,926  | Residential College in Arts & Humanities | 462    |

Note: MSU Alumni Counts include individuals who have obtained a degree from Michigan State University.

**CONFIDENTIALITY** This report is strictly confidential and is to be used exclusively by representatives of Michigan State University. Under no circumstances should this report or  
**CLAUSE:** information contained therein be distributed, reprinted or reproduced in any form without the written consent of the university.

## B13 - MSU Alumni Counts for External Reporting

As of Aug 4, 2020

### Living Degreed Alumni by Unit

| Living Degreed Alumni Counts by Unit |        |
|--------------------------------------|--------|
| Social Science                       | 99,443 |
| Veterinary Medicine                  | 7,075  |

Note: MSU Alumni Counts include individuals who have obtained a degree from Michigan State University.

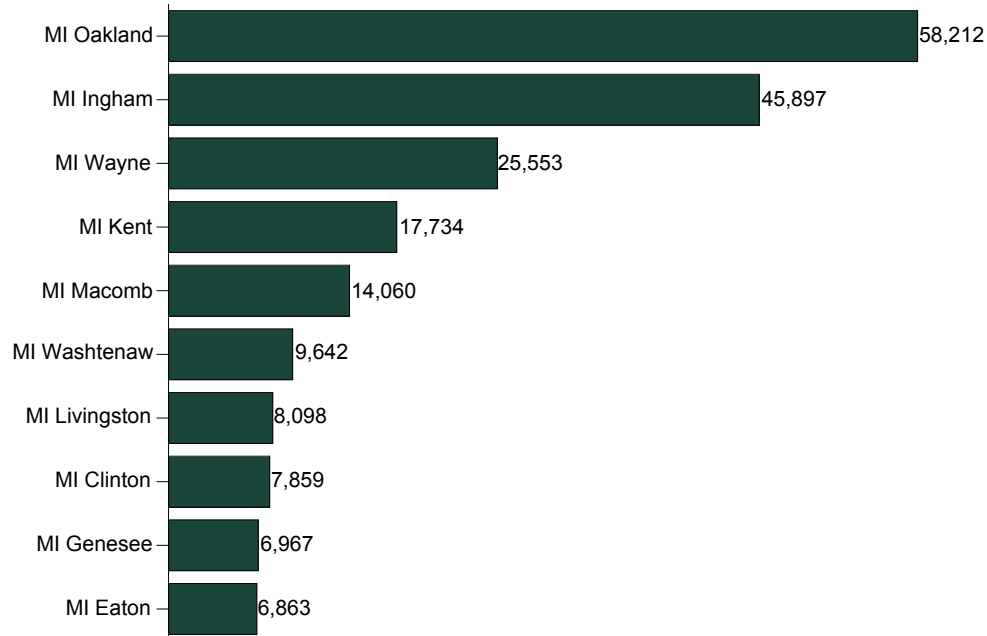
**CONFIDENTIALITY** This report is strictly confidential and is to be used exclusively by representatives of Michigan State University. Under no circumstances should this report or  
**CLAUSE:** information contained therein be distributed, reprinted or reproduced in any form without the written consent of the university.

## B13 - MSU Alumni Counts for External Reporting

As of Aug 4, 2020

### Living Degreed Alumni in Michigan: 270K

#### Top Ten Michigan Counties



#### Michigan Counties

|            |       |           |     |           |       |            |       |               |       |
|------------|-------|-----------|-----|-----------|-------|------------|-------|---------------|-------|
| MI Alcona  | 197   | MI Alpena | 473 | MI Baraga | 42    | MI Benzie  | 606   | MI Calhoun    | 2,467 |
| MI Alger   | 113   | MI Antrim | 789 | MI Barry  | 1,170 | MI Berrien | 2,580 | MI Cass       | 477   |
| MI Allegan | 1,482 | MI Arenac | 141 | MI Bay    | 1,639 | MI Branch  | 496   | MI Charlevoix | 917   |

Note: MSU Alumni Counts include individuals who have obtained a degree from Michigan State University.

**CONFIDENTIALITY** This report is strictly confidential and is to be used exclusively by representatives of Michigan State University. Under no circumstances should this report or  
**CLAUSE:** information contained therein be distributed, reprinted or reproduced in any form without the written consent of the university.

## B13 - MSU Alumni Counts for External Reporting

As of Aug 4, 2020

### Living Degreed Alumni in Michigan: 270K

| Michigan Counties |       |              |        |               |        |                |        |                 |       |
|-------------------|-------|--------------|--------|---------------|--------|----------------|--------|-----------------|-------|
| MI Cheboygan      | 513   | MI Gratiot   | 580    | MI Keweenaw   | 36     | MI Menominee   | 168    | MI Oscoda       | 75    |
| MI Chippewa       | 393   | MI Hillsdale | 506    | MI Lake       | 76     | MI Midland     | 2,131  | MI Otsego       | 497   |
| MI Clare          | 273   | MI Houghton  | 319    | MI Lapeer     | 1,257  | MI Missaukee   | 163    | MI Ottawa       | 5,967 |
| MI Clinton        | 7,859 | MI Huron     | 598    | MI Leelanau   | 1,414  | MI Monroe      | 1,322  | MI Presque Isle | 191   |
| MI Crawford       | 215   | MI Ingham    | 45,897 | MI Lenawee    | 1,240  | MI Montcalm    | 663    | MI Roscommon    | 345   |
| MI Delta          | 411   | MI Ionia     | 1,360  | MI Livingston | 8,098  | MI Montmorency | 111    | MI Saginaw      | 3,411 |
| MI Dickinson      | 241   | MI Iosco     | 354    | MI Luce       | 69     | MI Muskegon    | 2,487  | MI Saint Clair  | 2,345 |
| MI Eaton          | 6,863 | MI Iron      | 111    | MI Mackinac   | 212    | MI Newaygo     | 525    | MI Saint Joseph | 526   |
| MI Emmet          | 1,359 | MI Isabella  | 859    | MI Macomb     | 14,060 | MI Oakland     | 58,212 | MI Sanilac      | 501   |
| MI Genesee        | 6,967 | MI Jackson   | 3,696  | MI Manistee   | 456    | MI Oceana      | 409    | MI Schoolcraft  | 74    |
| MI Gladwin        | 241   | MI Kalamazoo | 5,370  | MI Marquette  | 868    | MI Ogemaw      | 230    | MI Shiawassee   | 2,306 |
| MI Gogebic        | 115   | MI Kalkaska  | 202    | MI Mason      | 682    | MI Ontonagon   | 39     | MI Tuscola      | 585   |
| MI Grand Traverse | 4,309 | MI Kent      | 17,734 | MI Mecosta    | 509    | MI Osceola     | 226    | MI Van Buren    | 1,116 |

Note: MSU Alumni Counts include individuals who have obtained a degree from Michigan State University.

**CONFIDENTIALITY** This report is strictly confidential and is to be used exclusively by representatives of Michigan State University. Under no circumstances should this report or  
**CLAUSE:** information contained therein be distributed, reprinted or reproduced in any form without the written consent of the university.

## B13 - MSU Alumni Counts for External Reporting

As of Aug 4, 2020

### Living Degreed Alumni in Michigan: 270K

| Michigan Counties |        |
|-------------------|--------|
| MI Washtenaw      | 9,642  |
| MI Wayne          | 25,553 |
| MI Wexford        | 505    |

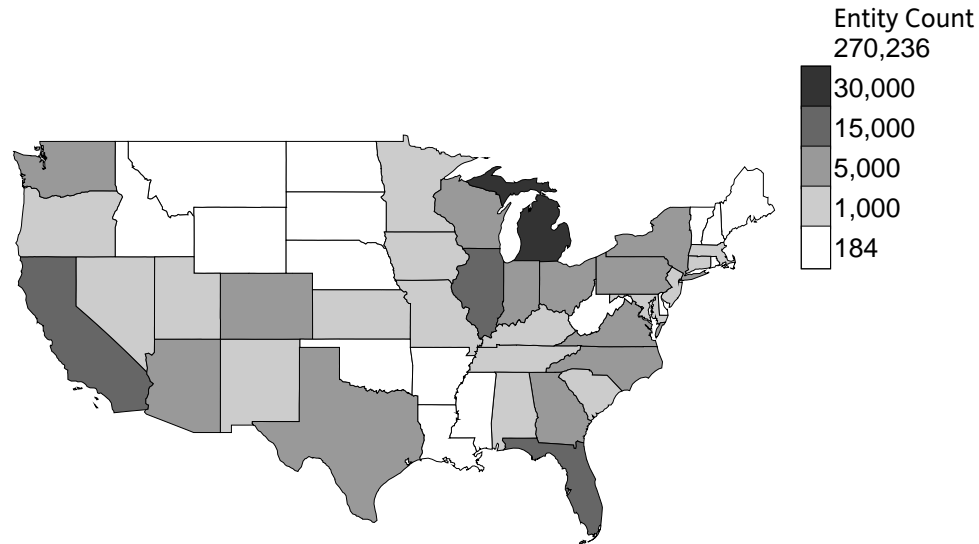
Note: MSU Alumni Counts include individuals who have obtained a degree from Michigan State University.

**CONFIDENTIALITY** This report is strictly confidential and is to be used exclusively by representatives of Michigan State University. Under no circumstances should this report or  
**CLAUSE:** information contained therein be distributed, reprinted or reproduced in any form without the written consent of the university.

## B13 - MSU Alumni Counts for External Reporting

As of Aug 4, 2020

### Living Degreed Alumni in the United States: 478K



| US Regions          |        |                            |       |                            |        |
|---------------------|--------|----------------------------|-------|----------------------------|--------|
| Midwest U.S. Region |        | Rocky Mountain U.S. Region |       | Western States U.S. Region |        |
| Illinois            | 21,285 | Arkansas                   | 692   | Alaska                     | 621    |
| Indiana             | 6,078  | Colorado                   | 8,348 | Arizona                    | 6,901  |
| Iowa                | 1,365  | Idaho                      | 846   | California                 | 23,021 |

Note: MSU Alumni Counts include individuals who have obtained a degree from Michigan State University.

**CONFIDENTIALITY** This report is strictly confidential and is to be used exclusively by representatives of Michigan State University. Under no circumstances should this report or information contained therein be distributed, reprinted or reproduced in any form without the written consent of the university.



## B13 - MSU Alumni Counts for External Reporting

As of Aug 4, 2020

### Living Degreed Alumni in the United States: 478K

| US Regions            |         |                                |        |
|-----------------------|---------|--------------------------------|--------|
| Kentucky              | 1,679   | Kansas                         | 1,097  |
| Michigan              | 270,236 | Louisiana                      | 803    |
| Minnesota             | 4,209   | Montana                        | 722    |
| Missouri              | 2,528   | Nebraska                       | 604    |
| Ohio                  | 10,057  | North Dakota                   | 184    |
| Tennessee             | 3,490   | Oklahoma                       | 779    |
| West Virginia         | 390     | Oregon                         | 3,467  |
| Wisconsin             | 5,307   | South Dakota                   | 257    |
|                       |         | Texas                          | 12,361 |
|                       |         | Washington                     | 5,673  |
|                       |         | Wyoming                        | 391    |
| Northeast U.S. Region |         | United States Territories      |        |
| Connecticut           | 2,141   | APO                            | 323    |
| Delaware              | 498     | American Samoa                 | 1      |
| District of Columbia  | 1,344   | Federated States of Micronesia | 3      |
| Maine                 | 826     | Guam                           | 37     |
| Maryland              | 4,967   | Marshall Islands               | 1      |
| Massachusetts         | 4,387   | Northern Mariana Island        | 6      |
| New Hampshire         | 953     | Puerto Rico                    | 216    |
| New Jersey            | 3,847   | US Virgin Islands              | 65     |
| New York              | 8,429   |                                |        |
| Pennsylvania          | 5,546   |                                |        |
| Rhode Island          | 428     |                                |        |
| Vermont               | 553     |                                |        |
| Virginia              | 7,337   |                                |        |
| Southeast U.S. Region |         |                                |        |
| Alabama               | 1,219   |                                |        |
| Florida               | 18,323  |                                |        |
| Georgia               | 6,723   |                                |        |
| Mississippi           | 444     |                                |        |
| North Carolina        | 7,511   |                                |        |
| South Carolina        | 3,002   |                                |        |

Note: MSU Alumni Counts include individuals who have obtained a degree from Michigan State University.

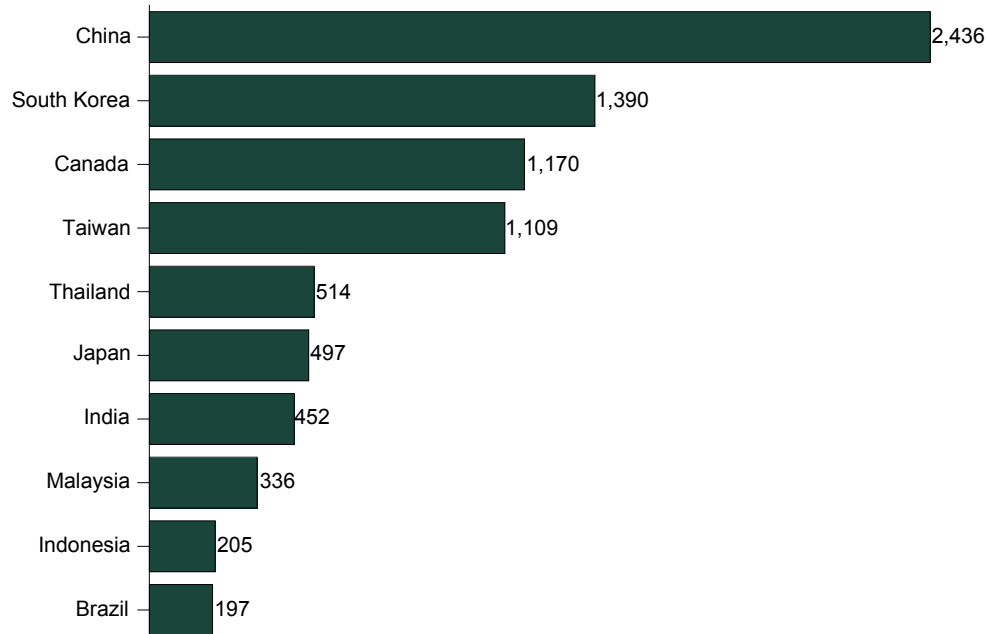
**CONFIDENTIALITY** This report is strictly confidential and is to be used exclusively by representatives of Michigan State University. Under no circumstances should this report or information contained therein be distributed, reprinted or reproduced in any form without the written consent of the university.

## B13 - MSU Alumni Counts for External Reporting

As of Aug 4, 2020

### Living Degreed Alumni in Foreign Countries: 12K

#### Top Ten Foreign Countries



| Foreign Countries |   |                     |   |           |    |           |     |
|-------------------|---|---------------------|---|-----------|----|-----------|-----|
| Afghanistan       | 2 | Algeria             | 2 | Argentina | 30 | Australia | 114 |
| Albania           | 2 | Antigua and Barbuda | 1 | Aruba     | 2  | Austria   | 18  |

Note: MSU Alumni Counts include individuals who have obtained a degree from Michigan State University.

**CONFIDENTIALITY** This report is strictly confidential and is to be used exclusively by representatives of Michigan State University. Under no circumstances should this report or information contained therein be distributed, reprinted or reproduced in any form without the written consent of the university.

## B13 - MSU Alumni Counts for External Reporting

As of Aug 4, 2020

### Living Degreed Alumni in Foreign Countries: 12K

| Foreign Countries  |    |                          |       |                            |    |           |     |
|--------------------|----|--------------------------|-------|----------------------------|----|-----------|-----|
| Azerbaijan         | 3  | Brazil                   | 197   | Comoros                    | 3  | Estonia   | 4   |
| Bahamas            | 4  | Bulgaria                 | 6     | Congo                      | 3  | Ethiopia  | 15  |
| Bahrain            | 7  | Burkina Faso             | 2     | Congo, Democratic Republic | 4  | Fiji      | 1   |
| Bangladesh         | 15 | Burundi                  | 1     | Costa Rica                 | 8  | Finland   | 12  |
| Barbados           | 4  | Cambodia                 | 7     | Cote D'Ivoire              | 8  | France    | 80  |
| Belarus            | 2  | Cameroon                 | 4     | Cuba                       | 1  | Gabon     | 2   |
| Belgium            | 22 | Canada                   | 1,170 | Cyprus                     | 29 | Gambia    | 1   |
| Belize             | 4  | Cape Verde               | 2     | Czech Republic             | 6  | Georgia   | 2   |
| Benin              | 2  | Cayman Islands           | 3     | Denmark                    | 9  | Germany   | 119 |
| Bermuda            | 6  | Central African Republic | 4     | Dominica                   | 2  | Ghana     | 25  |
| Bhutan             | 1  | Chad                     | 1     | Dominican Republic         | 22 | Greece    | 73  |
| Bolivia            | 11 | Chile                    | 23    | Ecuador                    | 32 | Guatemala | 15  |
| Bosnia-Herzegovina | 1  | China                    | 2,436 | Egypt                      | 67 | Haiti     | 2   |
| Botswana           | 13 | Colombia                 | 45    | El Salvador                | 8  | Honduras  | 15  |

Note: MSU Alumni Counts include individuals who have obtained a degree from Michigan State University.

**CONFIDENTIALITY** This report is strictly confidential and is to be used exclusively by representatives of Michigan State University. Under no circumstances should this report or information contained therein be distributed, reprinted or reproduced in any form without the written consent of the university.

## B13 - MSU Alumni Counts for External Reporting

As of Aug 4, 2020

### Living Degreed Alumni in Foreign Countries: 12K

| Foreign Countries |     |            |    |            |     |                      |     |
|-------------------|-----|------------|----|------------|-----|----------------------|-----|
| Hong Kong         | 193 | Kiribati   | 4  | Malawi     | 26  | Nepal                | 24  |
| Hungary           | 4   | Kuwait     | 28 | Malaysia   | 336 | Netherlands          | 71  |
| India             | 452 | Kyrgyzstan | 3  | Mali       | 5   | Netherlands Antilles | 4   |
| Indonesia         | 205 | Laos       | 1  | Malta      | 1   | New Zealand          | 27  |
| Iran              | 22  | Latvia     | 1  | Martinique | 1   | Nicaragua            | 8   |
| Iraq              | 13  | Lebanon    | 9  | Mauritania | 1   | Niger                | 6   |
| Ireland           | 19  | Lesotho    | 2  | Mauritius  | 1   | Nigeria              | 82  |
| Israel            | 34  | Liberia    | 6  | Mexico     | 124 | North Korea          | 3   |
| Italy             | 47  | Libya      | 10 | Moldova    | 2   | Norway               | 16  |
| Jamaica           | 16  | Lithuania  | 1  | Mongolia   | 3   | Oman                 | 8   |
| Japan             | 497 | Luxembourg | 2  | Morocco    | 14  | Pakistan             | 111 |
| Jordan            | 23  | Macau      | 7  | Mozambique | 7   | Panama               | 18  |
| Kazakhstan        | 20  | Macedonia  | 1  | Myanmar    | 4   | Papua New Guinea     | 2   |
| Kenya             | 55  | Madagascar | 2  | Namibia    | 5   | Paraguay             | 1   |

Note: MSU Alumni Counts include individuals who have obtained a degree from Michigan State University.

**CONFIDENTIALITY** This report is strictly confidential and is to be used exclusively by representatives of Michigan State University. Under no circumstances should this report or information contained therein be distributed, reprinted or reproduced in any form without the written consent of the university.

## B13 - MSU Alumni Counts for External Reporting

As of Aug 4, 2020

### Living Degreed Alumni in Foreign Countries: 12K

| Foreign Countries                |    |                       |       |                          |       |                      |     |
|----------------------------------|----|-----------------------|-------|--------------------------|-------|----------------------|-----|
| Peru                             | 26 | Saudi Arabia          | 166   | Sudan                    | 10    | Ukraine              | 8   |
| Philippines                      | 82 | Senegal               | 9     | Suriname                 | 2     | United Arab Emirates | 101 |
| Poland                           | 15 | Serbia                | 3     | Swaziland                | 7     | United Kingdom       | 185 |
| Portugal                         | 6  | Serbia and Montenegro | 1     | Sweden                   | 16    | Uruguay              | 17  |
| Puerto Rico                      | 1  | Seychelles            | 1     | Switzerland              | 43    | Uzbekistan           | 2   |
| Qatar                            | 9  | Sierra Leone          | 3     | Taiwan                   | 1,109 | Venezuela            | 29  |
| Reunion                          | 2  | Singapore             | 126   | Tanzania                 | 22    | Vietnam              | 28  |
| Romania                          | 9  | Slovakia              | 2     | Thailand                 | 514   | Yemen                | 4   |
| Russia                           | 24 | Slovenia              | 2     | Togo                     | 3     | Zambia               | 22  |
| Rwanda                           | 14 | Somalia               | 1     | Trinidad and Tobago      | 12    | Zimbabwe             | 41  |
| Saint Kitts and Nevis            | 1  | South Africa          | 40    | Tunisia                  | 23    |                      |     |
| Saint Lucia                      | 1  | South Korea           | 1,390 | Turkey                   | 175   |                      |     |
| Saint Pierre and Miquelon        | 1  | Spain                 | 48    | Turks and Caicos Islands | 1     |                      |     |
| Saint Vincent and the Grenadines | 1  | Sri Lanka             | 21    | Uganda                   | 15    |                      |     |

Note: MSU Alumni Counts include individuals who have obtained a degree from Michigan State University.

**CONFIDENTIALITY** This report is strictly confidential and is to be used exclusively by representatives of Michigan State University. Under no circumstances should this report or information contained therein be distributed, reprinted or reproduced in any form without the written consent of the university.